


How to Sign In/Sign Up to Weyland

How to Sign In



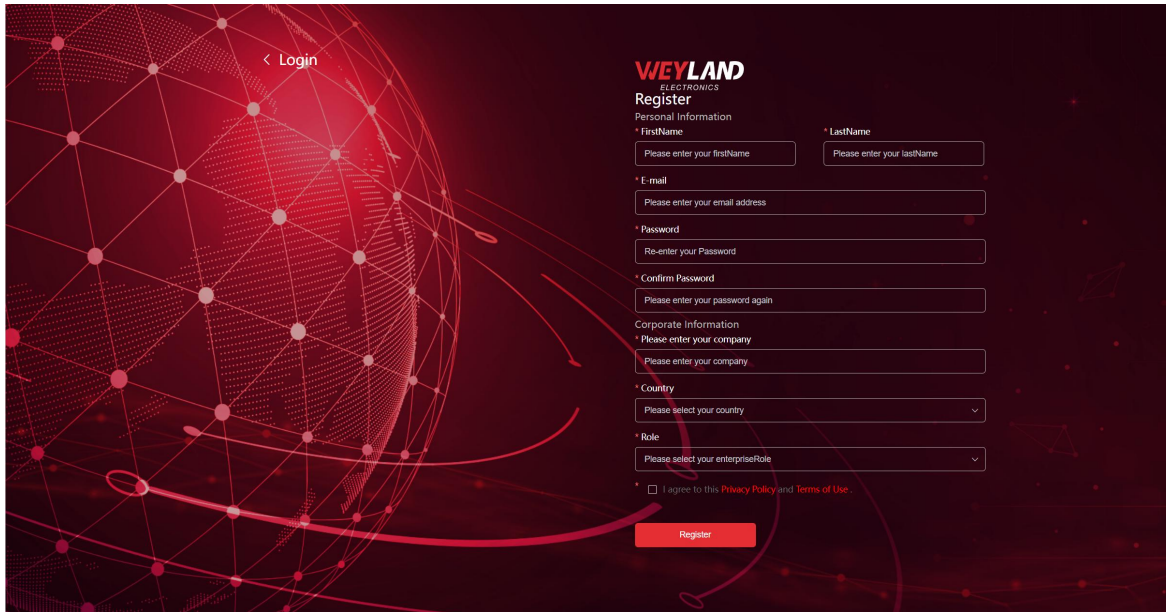
(Figure. 1)

- On the [homepage](#) of Weyland, click on the “Sign In” beside the search panel.
- Enter your registered email and password.
- Click on the Sign In button.

How to Sign Up

If you are a new user of Weyland it’s strongly recommended to register on our site to get the most of the site benefits.

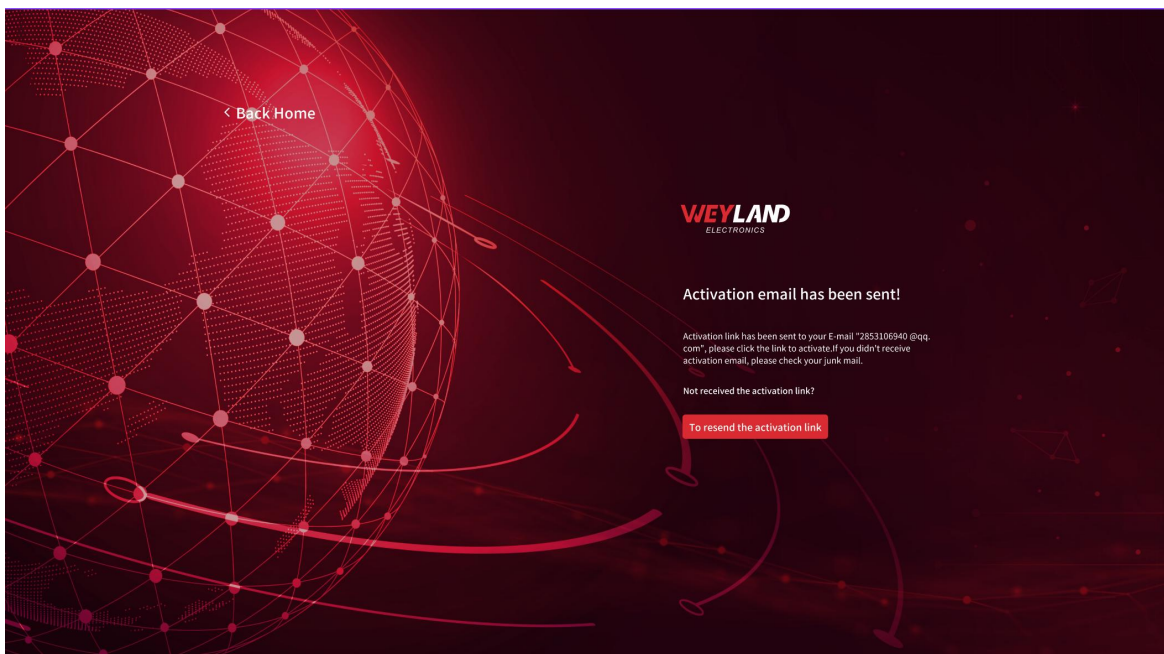
- On Weyland homepage, click on the “Sign Up” beside “Sign In” (see Figure. 1)
- Or you can directly go to <https://www.weylan-d.com/>.



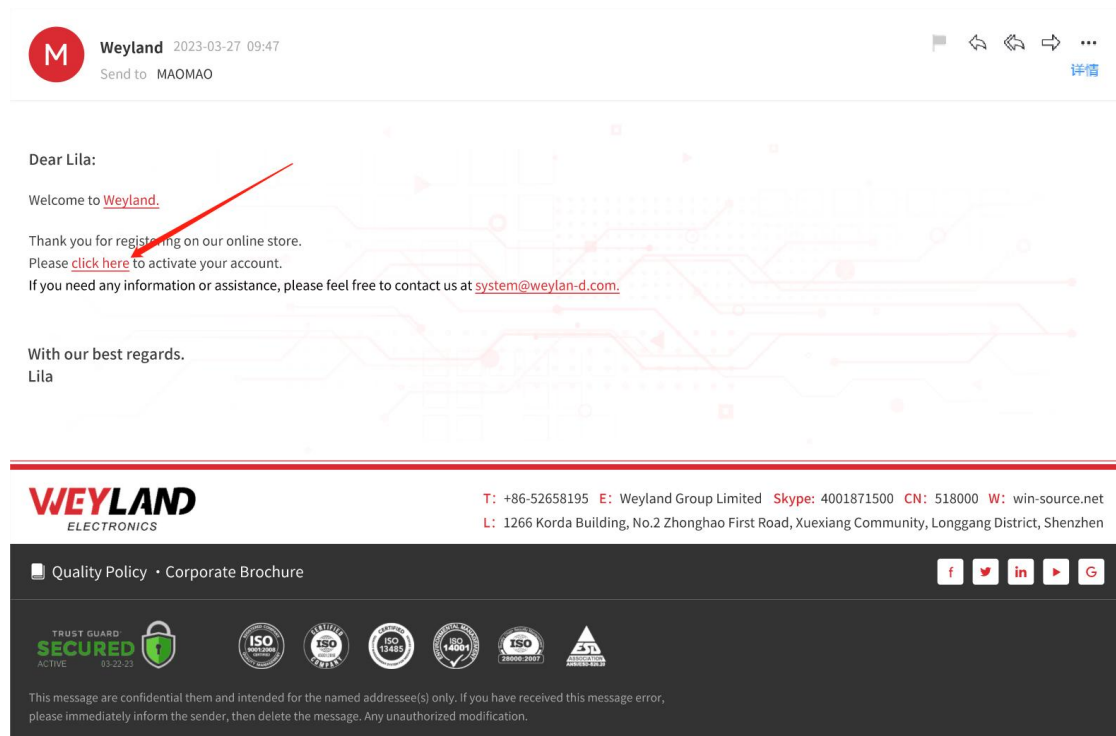
(Figure. 2)

- Fill all the forms including Email address, Password for Weyland account (you need to enter again to confirm the password), Contact Name, Company Name, and Country you are in. (Figure. 2)
- Drag the round button to the right end. (Figure. 2)
- Check “I agree to the Privacy Policy and Terms of Use.” (Figure. 2)
- Click on the Sign Up button. (Figure. 2)

(Figure. 3)



Once you see this page (Figure. 3), it means the activation email has been sent to your inbox. Remember to check your spam folder and trash bin. If you didn't receive this email, press the Resend activation link again.



(Figure. 4)

- Click the activation link in the mail and the registration is done (Figure. 4). And now you can sign in to Weyland with your email and password.