


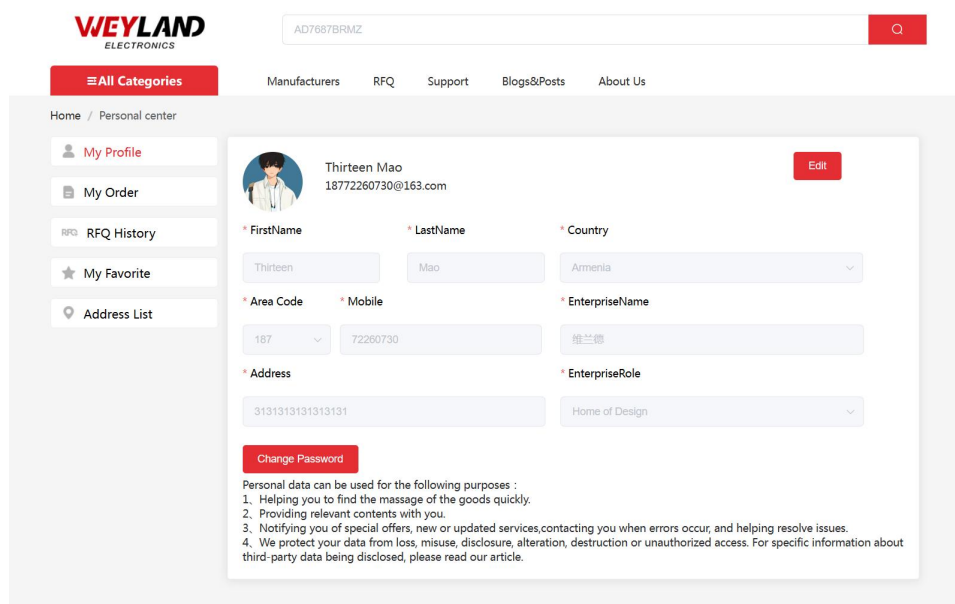
# How to Use My Weyland Account

After signing in, users can hover the mouse pointer over the “My Account” icon on the Weyland [homepage](#). And then choose from the drop-down menu to edit your personal profile, check order status & history, RFQ history, favorite list, or manage addresses.



## a. My Profile

In the first section – My Profile, you can change your password and add versatile personal info. Notice that you have to contact the administrator to modify the “Country” and “Company Name” areas.



## b. Orders Status & History & c. RFQ History

In the Orders Status & History section, you're able to check every order's status and history orders. The RFQ History section gives you a clear view of how your RFQs are doing.

## d. Favourites

This section simply lists all the parts you have marked with favourites.





WEYLAND ELECTRONICS

AD7687BRMZ

All Categories Manufacturers RFQ Support Blogs&Posts About Us

Home / Personal center

- My Profile
- My Order
- RFQ RFQ History
- My Favorite**
- Address List

	GoodsModel	Brand	Describe	Operation
<input type="checkbox"/>	 BDCD002520121R0MS1	chilislin	Power Inductance	
<input type="checkbox"/>	 SN74LS02D	TI(Texas Instruments)	Logic Gate	

Delete in Batches

## e. Address Management

Here is where you edit your addresses concerning shipping and billing.





WEYLAND ELECTRONICS

AD7687BRMZ

All Categories Manufacturers RFQ Support Blogs&Posts About Us

Home / Personal center

- My Profile
- My Order
- RFQ RFQ History
- My Favorite
- Address List**

	Contact Name	Location	Detailed Address	Postal Code	Tel	Operation
<input type="checkbox"/>	555 555	Afghanistan ...	ololooooopo	555555	+93 5445654456456	 
<input type="checkbox"/>	131 313	Afghanistan ...	131	131	+187 72260730	 

Add a New Address Delete in Batches

Total 2 10/page < 1 > Go to 1